

START A FACEBOOK FUNDRAISER FOR RAINBOW NETWORK



Fundraising is a powerful way to rally your community together around a common cause. It's also a great opportunity to share something you're passionate about and give others an easy way to make an impact! Consider starting a fundraiser for Giving Tuesday, your birthday or other life milestone.

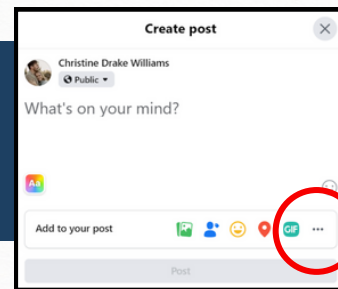
Here's a quick guide to get you started with fundraising through Facebook.

01

LOG INTO FACEBOOK &
GO TO YOUR PROFILE

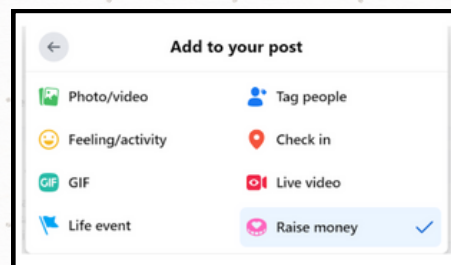
02

OPEN THE FIELD TO CREATE A
NEW POST AND CLICK THE 3
DOTS IN THE BOTTOM RIGHT



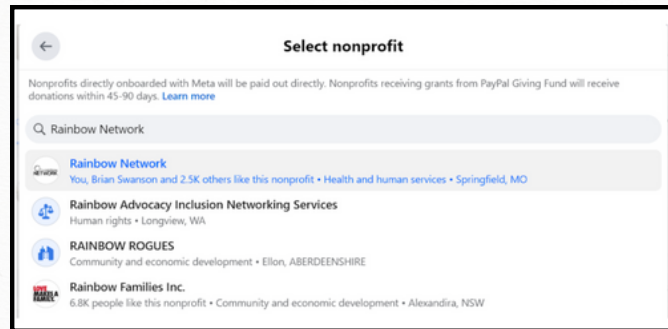
03

SELECT "RAISE MONEY"



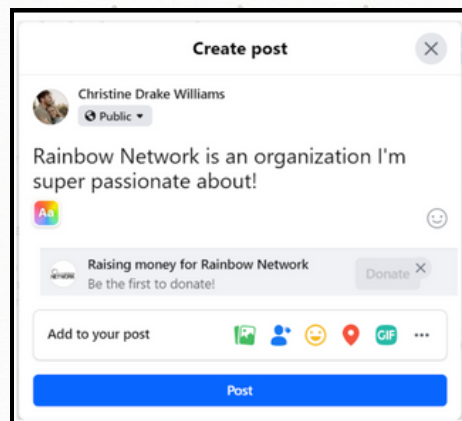
04

TYPE "RAINBOW NETWORK" IN THE SEARCH BAR AND SELECT OUR PAGE



05

ADD A CAPTION TO SHARE WHY YOU'RE PASSIONATE ABOUT RAINBOW NETWORK



SAMPLE CAPTION

Hundreds of communities in rural Nicaragua are held back from achieving their full potential because of economic poverty. I am passionate about equipping the families of these communities with the tools they need to thrive. I'm fundraising for Rainbow Network to provide a bright future for our friends in Nicaragua! Will you join me?





06

CLICK "POST"

07

YOU CAN NOW GO TO YOUR FUNDRAISER THROUGH YOUR PROFILE PAGE TO CUSTOMIZE IT AND SEND PERSONAL DONATION REQUESTS TO YOUR FACEBOOK FRIENDS

08

LET RAINBOW NETWORK STAFF KNOW THAT YOU HAVE STARTED A FUNDRAISER – ESPECIALLY IF YOU ARE FUNDRAISING FOR GIVING TUESDAY!

**THANK YOU FOR
YOUR SUPPORT!**

